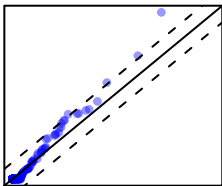
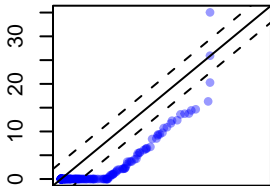


QQ Plots

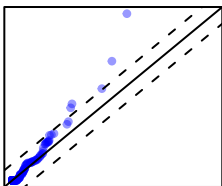
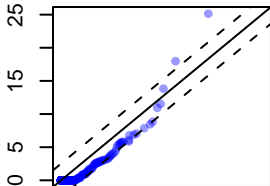
All

Matched

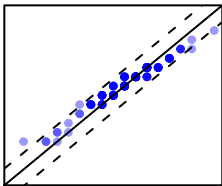
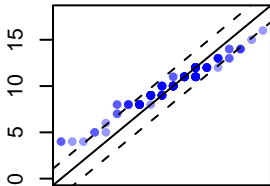
$I(\text{re74}/1000)$



$I(\text{re75}/1000)$



educ



Control Units

Treated Units